
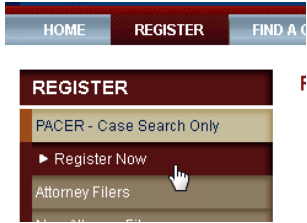
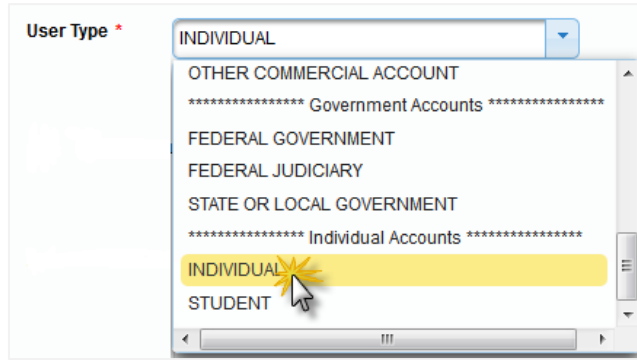


Register for a NEW PACER Account

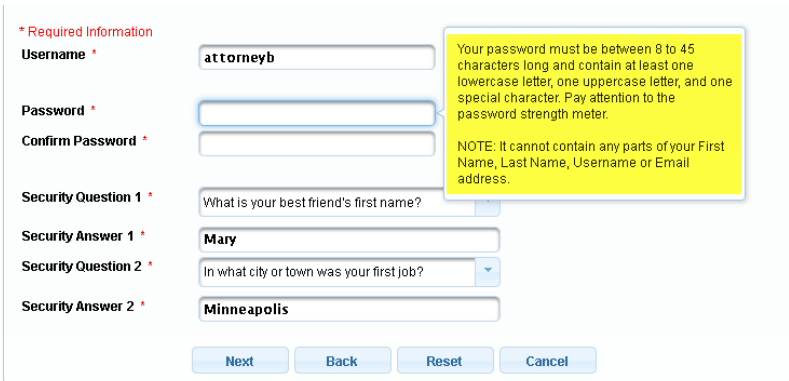
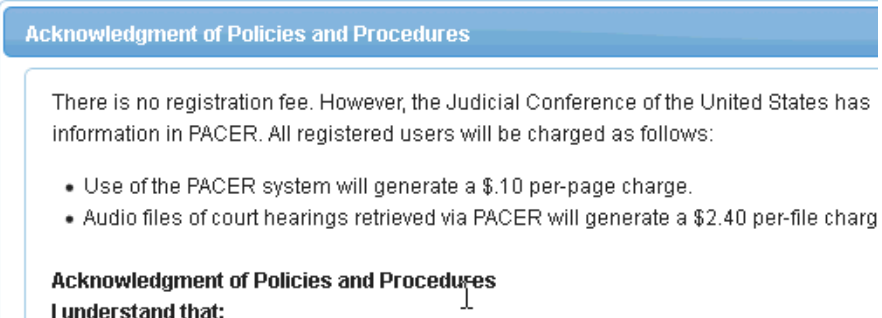
Instructions

All filers must have an individual PACER account to file in NextGen CM/ECF. Follow the steps below if you do not have a PACER account or share an account with others in your law firm.

For questions, please contact PACER at 1-800-676-6856.

STEP	ACTION
1	Open a web browser and navigate to https://pacer.uscourts.gov/ 
2	Click REGISTER .
3	Select PACER-Case Search Only and then click Register Now 
4	Enter the required information in the registration form. In the User Type field, choose INDIVIDUAL ¹ as your user type.  Click Next .

¹ If you work for a government agency, please make the appropriate selection under “Government Accounts” instead of selecting an individual account.

STEP	ACTION
5	<p>Create a Username and Password, and answer the Security Questions.</p>  <p>Click Next.</p>
6	<p>Enter payment information if desired. <u>Providing a credit card is optional.</u> If you would like to register without providing a credit card, click Next without entering any information on this screen.</p>
7	<p>Read and acknowledge the policies and procedures.</p> 
8	<p>You will get a confirmation page when your registration is complete.</p> 